



# Brussels, International Capital

THE FIGURES 2020



  
RÉGION DE BRUXELLES-CAPITALE  
BRUSSELS HOOFDSTEDELIJK GEWEST  
BRUSSELS-CAPITAL REGION

**commissioner**  
**.brussels**   
europe & international

Every day, key decisions that improve people's lives are taken in Brussels. The Capital of Europe is the place where responses to global challenges in a multitude of policy areas are being negotiated and decided by leaders from Europe and all over the world. Together with Washington, Brussels is one of the world's hotspots for media coverage.

As a city-region, we are proud to host this unique range of European institutions and international organisations for over more than 60 years.

Their presence is a testament to the city-region's status as a global political and diplomatic hub and has an enormous impact on the economy and employment of our Region. The figures and graphs on the next pages demonstrate how much of its wealth and international reputation stems from this status.

Furthermore, the presence of international organisations and agencies also contributes to increasing Brussels' attractiveness as a vivid business and investment location, as well as an attractive destination for the MICE sector (Meetings, Incentives, Conferences & Exhibitions).

Stronger structural ties with international institutions on Brussels territory have been developed with the appointment of the Brussels Commissioner for Europe and International Organisations in 2014. This definitely gave a boost to our *host region policy*, fostering positive relations and encouraging structural collaboration at all levels.

As a regional government we take our commitment very seriously, focusing on further managing this unique international ecosystem which characterises our Region. Not only on an institutional level, but also by supporting new initiatives to fully and harmoniously integrate and reconcile the international community into the fabric of our vibrant and diverse society. That's what makes Brussels what it is: a city where everybody feels welcome and at home.

**Pascal SMET**

*Secretary of State for European  
and International Relations*

**Rudi VERVOORT**

*Minister-President  
of the Brussels-Capital Region*

# contents

<b>PAGE 4</b>	<b>ABOUT</b>
<b>PAGE 5</b>	<b>INTRODUCTION</b>
<b>PAGE 6</b>	<b>1. THE INTERNATIONAL PLAYERS IN BRUSSELS</b>
<b>PAGE 8</b>	1.1 THE EUROPEAN UNION
<b>PAGE 10</b>	1.2 INTERGOVERNMENTAL ORGANISATIONS
<b>PAGE 12</b>	1.3 THE LOBBY WORLD
<b>PAGE 14</b>	1.4 INTERNATIONAL PRESS
<b>PAGE 16</b>	1.5 INTERNATIONAL SCHOOLS AND TRAINEESHIPS
<b>PAGE 19</b>	1.6 REGIONAL REPRESENTATIONS
<b>PAGE 20</b>	<b>2. BRUSSELS IN THE INTERNATIONAL RANKINGS</b>
<b>PAGE 22</b>	<b>3. ECONOMY AND EMPLOYMENT IN BRUSSELS</b>
<b>PAGE 24</b>	3.1 ECONOMY
<b>PAGE 26</b>	3.2 EMPLOYMENT
<b>PAGE 28</b>	<b>4. POPULATION IN BRUSSELS</b>
<b>PAGE 29</b>	4.1 WHAT ARE THEIR ORIGINS?
<b>PAGE 30</b>	4.2 WHERE DO THEY LIVE?
<b>PAGE 33</b>	<b>WITH THANKS TO</b>
<b>PAGE 34</b>	<b>ANNEXES</b>

# about

The present publication aims to give an overview of the international dimension of the Brussels-Capital Region with a specific focus on the estimation of the economic impacts of the presence of European and international institutions on its territory, conducted by the Vrije Universiteit Brussel (VUB).

Scientifically substantiated research statistics have been used as a prime source of proof for the socio-economic impact measurement. When these were not available, assumptions have been made and impact estimations, varying from a lower scenario (based on official statistics), to a higher one (including known “missing values”) are provided. As previous studies used different approaches and methods, results are conceptually incomparable. Impact measurement is however more detailed and rigorous than previous research and is sustained by a thorough knowledge of all possible aspects of Brussels’ international dimension, especially institutional and administrative. Fortunately, a large amount of in-house knowledge was available in support of statistical research.

With the exception of statistical data which were provided by the Brussels Institute for Statistics and Analysis (BISA), most data refer to the period 2018-2020. Impact estimations refer to the year 2016-17, and also include lobbying, but not the activities of foreign and multinational companies located in Brussels.

For a detailed account of impact measurement, we refer to the report “Estimations of the Economic Impacts of International and European Institutions on the Brussels-Capital Region using a Local Multiplier Approach” by Nicola Francesco Dotti, André Spithoven, Walter Ysebaert (VUB, 2020, under review) commissioned by our office in 2019.

**Brussels: open metropolis, international city-region, capital of the European Union, and... a little corner of the world where it's really nice to live!**

It's already four years since we presented "Brussels-Europe in figures". It was the first attempt to objectify this international role that our Region is playing more and more. The figures, charts and statistics all point in the same direction: over the years, Brussels has become one of the most prominent international capitals in the world.

It has taken time, a lot of time, for Brussels' residents to understand this evolution, to come to terms with it and finally, to embrace it.

For a long time, this special status has concealed its benefits and only revealed its drawbacks. But things, people and generations change. Little by little, the positive aspects of this extraordinary status have appealed to the initial sceptics, astonished the most attentive observers and enthused the younger generations, who are much more aware of how the role of our city region could change their future for the good.

We therefore had to try to objectify our status, publishing a first brochure in 2016. But this kind of situation requires constant monitoring and the use of all possible types of analysis tools at our disposal. This is the aim of this second edition.

You will notice that many figures have changed! All of them point in the direction of the continuing development of our role as an international capital. Some of the figures are truly remarkable, due to the use of much more precise statistical tools and underline the clear upward development of this international dimension.

Meanwhile, recent events resulting from the Covid-19 pandemic have disrupted our world... The lockdown and accompanying measures have profoundly changed all aspects of the organisation of our lives, our society, our economy, ... The presence of strong international public institutions in our Region appears therefore and even more obviously as an opportunity that many other cities and regions do not have! More than ever, we will therefore have to invest in this key sector for our economy and employment, and therefore for the relaunch of Brussels' appeal and the return of the many visitors attracted by our Region's international status.

Beyond these figures, I invite our readers – particularly those involved in Brussels' political and social life – to note the growing impact of Brussels' international role on the general "richness" of our Region and its communes, as well as on its employment, culture, multilingualism and touristic attractiveness.

Today we can no longer talk about Brussels without linking it with its international dimension!

**Alain HUTCHINSON**

*Commissioner of the Brussels Government*



## The international players in Brussels

If Brussels is referred to as the “Capital of Europe”, it is because of its diversity, its accessibility, and particularly the presence of the major European Union organisations, in addition to many other significant intergovernmental institutions.

Though rather small in size, its growing international position has made it a political world region, where incessant decision-making and consultation, both on a multilateral as on a bilateral diplomatic level, on matters of global significance takes place.

Looking in greater detail, a total of **38 European Union organisations** have their headquarters or a liaison office in the Brussels-Capital Region, as well as **8 agencies and centres linked to NATO, 25 United Nations programmes and agencies**, and some other **32 intergovernmental organisations** of various sizes. A total of **48.909 people work for the European and international organisations** in Brussels; up to 50.000 and more if trainees are included.



**65 offices of intergovernmental organisations**



**38 EU organisations**



**48.909 international staff**



**between at least 7.000 and 25.000 lobbyists**



**33 international schools**



**730 journalists**



**300 regional representations**

The number of (individual) **lobbyists** circulating around the business districts over the year can vary **between at least 7.000 and 25.000**, depending on the events and meetings taking place. At the time of going to press, the number of lobby organisations and individual lobbyists registered in the transparency register of the European institutions was 11.698, amongst which 3.887 had an office established in Brussels.

The educational institutions in Brussels also contribute to its cosmopolitan profile, as there are **22 international schools** (and **11 others in surrounding areas**) that educate approximately **25.000 pupils**, and we host around **8.000 trainees** every year.

Finally, the Brussels-Capital Region is home to about **730 journalists** (a number that can increase up to 1.500 during EU Council meetings), **7.673 diplomatic personnel** and around **300 regional and local representations**.

## 1.1 THE EUROPEAN UNION

A total of **38 European Union organisations** have their headquarters or liaison offices here.

These include the most important institutions, such as the European Parliament, the European Council, the Council of the European Union and the European Commission, as well as consultative bodies, namely the European Economic and Social Committee and the Committee of the Regions.

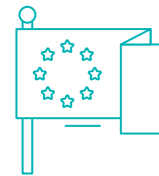
Other organisations include diverse bodies and institutions, such as executive agencies, joint undertakings and Brussels representation offices of a number of EU institutions having their headquarters elsewhere.

The **European Union** counts for a significant number of employees in Brussels (**more than 37.000**). For a detailed chart with the updated figures, including contract agents and seconded agents (temporary staff), but excluding external staff and trainees, see page 26.

Among other EU bodies based in Brussels there are the:

- » European Defence Agency (EDA)
- » Education, Audiovisual and Culture Executive Agency (EACEA)
- » Executive Agency for Small and Medium-sized Enterprises (EASME)
- » Research Executive Agency (REA)
- » European Research Council Executive Agency (ERCEA)
- » Innovation and Networks Executive Agency (INEA)

*See detailed list page 34.*



**38 EU**  
organisations



**37.340**  
EU staff



---

# THE EUROPEAN UNION IN BRUSSELS

---

## THE EUROPEAN PARLIAMENT

*This is the EU directly-elected body, with legislative, budgetary and supervisory powers. Together with the Council of the EU, it is responsible for adopting EU legislation. The Members of the European Parliament (“MEPs”) are directly elected by voters in all member states to represent people’s interests with regard to EU law-making. The plenary sessions are held monthly in the Strasbourg seat.*

## THE EUROPEAN COUNCIL

*It consists of the heads of state or government of the member states, together with its President and the President of the Commission. It defines the general political direction and priorities of the European Union, without being a legislating institution.*

## THE COUNCIL OF THE EUROPEAN UNION

*Also informally referred to as the Council of Ministers, it is the forum of national ministers from every EU country that establishes laws and coordinates policies.*

## THE EUROPEAN COMMISSION

*It safeguards the interests of the EU as a whole. It makes proposals for new legislation to the European Parliament and the Council of the European Union, and ensures that EU law is correctly applied by EU countries.*

## THE EUROPEAN ECONOMIC AND SOCIAL COMMITTEE (EESC)

*This is a consultative body of the European Union set up to advise EU decision-makers. Its members are representatives of all the different sectors of “organised civil society”, including employers, trade unions, and other groups.*

## THE COMMITTEE OF THE REGIONS (COR)

*It is a political assembly bringing together the voice of regions and cities in the EU. This consultative body represents local and regional authorities across the European Union and advises on new laws that have an impact on regions and cities.*

## EUROPEAN EXTERNAL ACTION SERVICE (EEAS)

*This is the European Union’s diplomatic service. It helps the EU’s foreign affairs chief – the High Representative for Foreign Affairs and Security Policy – carry out the Union’s Common Foreign and Security Policy.*

## 1.2 INTERGOVERNMENTAL ORGANISATIONS

In addition to the European Union, Brussels also accommodates several intergovernmental organisations. Some of these have their headquarters in the Brussels Region, while a number of them are here because of the presence of European Union institutions. The most important in terms of number of personnel are NATO (North Atlantic Treaty Organization) and Eurocontrol.



**65** offices of intergovernmental organisations

### NATO

NATO is a political and military alliance gathering 30 member countries. The alliance promotes democratic values and enables members to consult and cooperate on defence and security-related issues to solve problems, build trust and, in the long run, prevent conflict. NATO is also committed to the peaceful resolution of disputes. If diplomatic efforts fail, it has the military power to undertake crisis-management operations.

### The NATO structures based in Brussels

#### Civilian structure:

1. NATO - Permanent Representatives and National Delegation (diplomats), International Staff

#### Military structure:

2. International Military Staff (IMS)

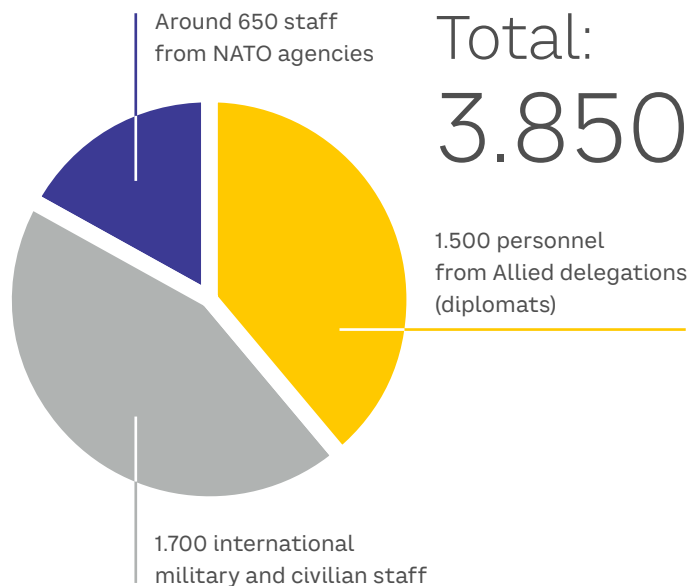
#### Agencies and organisations:

3. NATO Communications and Information Agency (NCIA)
4. NATO Science and Technology Organization (STO)
5. NATO Alliance Ground Surveillance Management (NAGSMA)
6. Battlefield Information Collection and Exploitation System (BICES)
7. Munition Safety Information Analysis Center (MSIAC)

#### Other projects:

8. F-16 Multinational Fighter Program (MNFP)

In 2018, NATO employment figures in Brussels were as follows:



## EUROCONTROL

Eurocontrol is a pan-European, civil-military organisation, with 41 member states and 2 agreement states, dedicated to supporting European aviation by delivering technical excellence and civil-military expertise across the full spectrum of air traffic management. In 2018, it **employed 898 people**.

Among other organisations having their headquarters in Brussels are:

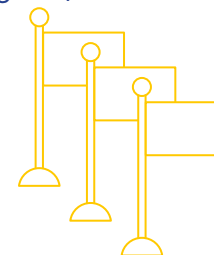
- » ACP - the African, Caribbean and Pacific Group of States;
- » Benelux Union;
- » EFTA Surveillance Authority;
- » World Customs Organization.

*See detailed list page 37.*

## UNITED NATIONS

The United Nations (UN) is an intergovernmental organisation that aims to maintain international peace and security, develop friendly relations among nations, achieve international cooperation, and be a center for harmonising the actions of nations. Although the UN headquarters is based in New York City (other main offices are located in Geneva, Nairobi, Vienna and The Hague), it is represented in Brussels by 25 regional and liaison offices for the EU, Belgium and/or Benelux countries (*see detailed list page 36*).

25 UN regional/  
liaison offices



## 1.3 THE LOBBY WORLD

Lobbying organisations vary significantly by size and topics of interest. What we call a “lobby”, or “interest group”, may refer to the corporate sector (companies, consultancies) as well as to civil society (unions, NGOs) or local authorities (networks of cities, regions, harbours, airports...).

The European Commission and the European Parliament define “lobbying” as follows:

*“all activities carried out with the objective of directly or indirectly influencing the formulation or implementation of policy and the decision-making processes of the EU institutions, irrespective of the channel or medium or communication used”.*

The most represented sectors of interest are the **environment, research & technology, internal market, enterprise, competition, energy, economic & financial affairs, and climate action**. On a different scale, topics such as **health, culture** and **youth** are also represented.

<sup>1</sup>Article 8 of the Agreement between the European Parliament and the European Commission on the establishment of a transparency register for organisations and self-employed individuals engaged in EU policy-making and policy implementation, OJ L 191 of 22.07.2011

There are different approaches to assessing lobbying activities in Brussels.

Estimates of the number of individual lobbyists and lobbying organisations vary widely, but there are **between at least 7.000 and 25.000 individual lobbyists**, while 29% (3.887) of the organisations registered in the European transparency register have an office in Brussels.

The European Union transparency register was set up in 2011. It contains not only industrial and other interest groups, but also think-tanks and public administrations. Registration is, however, still optional.



**3.887** registered lobbyist offices

The number of **registered organisations** is continually rising and totalled **11.698** on 25 March 2020, generating between **25.000** and **50.000 full-time lobbyist jobs in Europe**, and between **10.000** and **14.000 jobs in Brussels**.



between **10.000** and **14.000 lobbyist jobs**

## LOBBYING ORGANISATIONS BY (SUB)SECTIONS

6.232

In-house lobbyists  
and trade/business/  
professional associations

3.105

Non-governmental organisations  
(political & advocacy groups,  
civil society organisations)

881

Think tanks, research and  
academic institutions

846

Professional consultancies/  
law firms/self-employed  
consultants

574

Organisations representing  
local, regional and municipal  
authorities, etc.

60

Organisations representing  
churches and religious  
communities

## 1.4 INTERNATIONAL PRESS

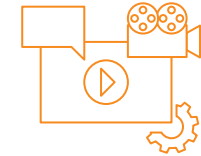
In the wake of this international presence, the number of international journalists, reporters, and people working for the media sector is obviously considerable. While some of them are permanently based in Brussels throughout the year, some journalists spend only a limited period of time in Brussels, notably on occasion of the meetings of the European Council.

To give an overview: in 2018, 1.219 non-Belgian media specialists were accredited with the EU, of whom 81 technicians and 158 cameramen. They worked for 535 accredited media. European summits, however, can be attended by up to 1.500 journalists and media staff (including technicians and cameramen).

Up to **1.500** journalists and media staff during European summits



**535**  
accredited media



**1.219**  
foreign media staff

The number of permanently-based accredited foreign journalists is however slightly smaller: they count for 730, out of 852 in total (i.e. including the Belgian ones).



**730**  
permanently-based accredited foreign journalists

All requests for **annual accreditation** for the European Parliament, the Council and the European Commission are submitted to an accreditation advisory committee, composed of representatives of these three institutions and the International Press Association (IPA). Accreditation is granted on the basis of the accreditation committee's decision. Journalists applying for media accreditation to European institutions must be based in Brussels.

### Top five annual accreditations

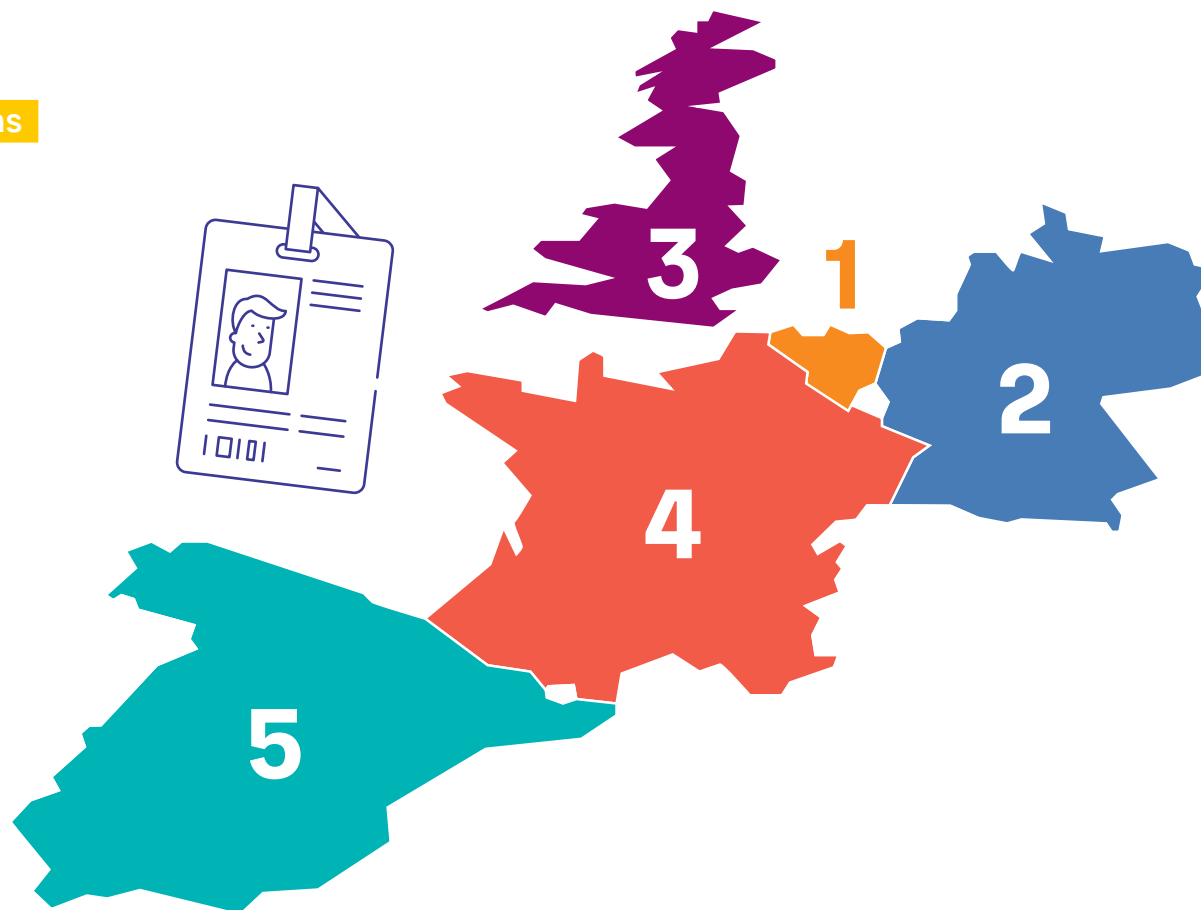
Belgium 122

Germany 98

UK 93

France 85

Spain 62



## 1.5 INTERNATIONAL SCHOOLS AND TRAINEESHIPS

The presence of this number of international institutions has led to the development of a multilingual education offer for children of the tens of thousands of employees in the international community.

We have counted about 25.000 pupils in 33 international schools for primary and secondary education in and around Brussels.

Here we refer not only to the European schools (in Uccle, Woluwe, Ixelles and Laeken, and soon also in Haren), together accounting for 12.948 pupils, but also to all kinds of other schools where English or another non-native language or educational language is used, or where a foreign or international curriculum is taught. After the European schools, the Lycée français Jean Monnet, the International School of Brussels, and the British School of Brussels in Tervuren have the most pupils, with respectively 2.750, 1.400 and 1.350 pupils.



25.000  
pupils in

33 international  
schools



12.948  
pupils in  
4 European schools



## International schools in Brussels

- » European School Brussels I **3.947 pupils**
- » European School Brussels II **3.070 pupils**
- » European School Brussels III **3.097 pupils**
- » European School Brussels IV **2.834 pupils**
- » Lycée français Jean Monnet **2.750 pupils**
- » International School of Brussels (ISB) **1.400 pupils**
- » Brussels International Catholic School (BICS) **619 pupils**
- » Agnes School **310 pupils**
- » Bogaerts International School **300 pupils**
- » Japanese School of Brussels **290 pupils**
- » Brussels Elementary High School (American) **270 pupils**
- » Brussels English Primary School (BEPS) **235 pupils**
- » International Montessori School 'Hof ten Berg' **203 pupils**
- » Nederlandstalige School Prinses Juliana **185 pupils**
- » British Junior Academy of Brussels **170 pupils**
- » École Internationale Montgomery **130 pupils**
- » British International School of Brussels (BISB) **120 pupils**
- » Montessori House Brussels **60 pupils**
- » École Internationale Ace of Brussels **50 pupils**
- » Ecole Française Inter. de Bruxelles (EFI Bruxelles) **50 pupils**
- » Roots and Wings School **35 pupils**

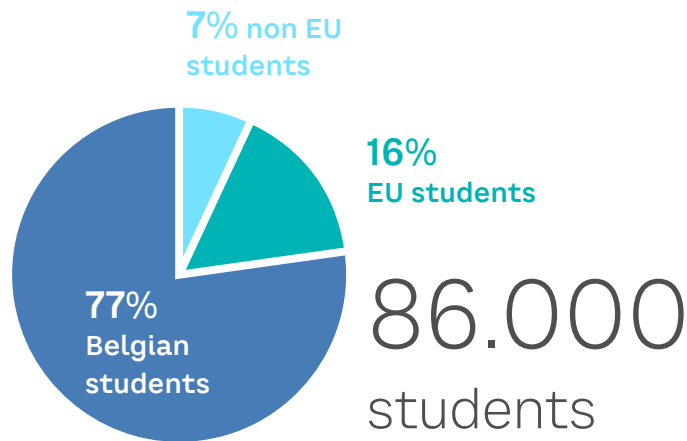
## International schools around Brussels

- » The British School of Brussels (Tervuren) **1.350 pupils**
- » Internationale Deutsche Schule Brüssel (W-O) **770 pupils**
- » St. John's International School (Waterloo) **625 pupils**
- » International Montessori Schools (campus in St. Stevens-Woluwe, Tervuren, Sterrebeek and W-O) **217 pupils**
- » ISF Waterloo International School (Waterloo) **195 pupils**
- » Scandinavian School of Brussels (Waterloo) **140 pupils**
- » European School of Bruxelles-Argenteuil (Waterloo) **130 pupils**
- » Montessori Kids (Lasne) **100 pupils**
- » ISF Tervuren International School (Tervuren) **60 pupils**
- » Montessory House Belgium Int. School (Braine-l'All.) **35 pupils**
- » The Courtyard International School of Tervuren (new)

## Traineeships and universities

Finally, we should also mention other large groups, highly represented within the international community of Brussels, whose presence is also linked to the international attractiveness of its role as European capital: trainees (both EU trainees and all trainees recruited by the lobbying, NGO, public and private sectors) and international students (Erasmus, PhD and other researchers).


While there are no official figures, the number of trainees coming to Brussels every year is estimated at around 8.000.



Around  
**8.000**  
trainees

According to the latest study available, there are more than 86.000 students in Brussels, of which almost 23% are not Belgian and 7% are not EU nationals. Erasmus exchange programmes attract yearly around 900 students who attend Brussels Universities, and even more if we count those attending other institutions whose figures are not available. Global figures show clearly that the international dimension of Brussels and its educational offer are deeply interlinked.

Around **900**  
erasmus students



## 1.6 REGIONAL REPRESENTATIONS

Today Brussels hosts around 300 regional and local representations which defend the interests of their city or region at the EU level via interest representation, information gathering, networking, or direct negotiations.


If their entity has legislative power in their country, they also have privileged access to the Council of the European Union.

With the creation of the European Committee of the Regions in 1994 Brussels has acquired the status of **international capital for regional and local lobbying**. The establishment of a Brussels office has become the standard for European regions.

As a consequence, some of these representations are very large organisations. For example, the offices of the German Länder can employ up to 50 personnel and have an impressive infrastructure. Other offices may only employ a handful of staff.

### The regional certificate

The Brussels-Capital Region supplies a regional certificate to offices representing regional and local public entities or networks. Although it does not grant any legal rights or privileges, it recognises their existence and official nature and is signed by the Secretary of State for European and International Relations of the Region. A total of some **240 certificates** are awarded every year through the Brussels Commissioner for Europe and International Organisations.



300 regional and local representations



## Brussels in the international rankings

Rankings give an overview of the potential of Brussels as European capital. For example, Brussels has the highest number of diplomats in the world and, in comparison with other regions of the European Union, it has the fifth highest Gross Domestic Product at regional level per inhabitant, expressed in Purchasing Power Standard (by Eurostat, data issued in 2019 but referring to 2017).

It is also the first congress city in Europe and categorised as second, after London, in terms of language skills.



**N°1**  
preferred “events” destination  
for associations in Europe<sup>1</sup>



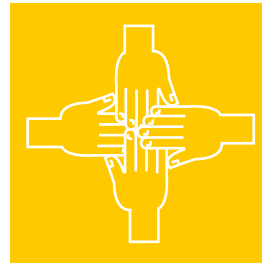
**N°1**  
city for political  
engagement<sup>2</sup>



**N°1**  
city for  
political conferences<sup>2</sup>



**N°1**  
city for embassies  
and consulates<sup>2</sup>



**N°1**  
most cosmopolitan  
city in Europe, **N°2** worldwide<sup>3</sup>



**N°5**  
city in Europe for  
research & development<sup>4</sup>

<sup>1</sup> International Association of Lawyers    <sup>2</sup> 2019 Global cities index by Kearney    <sup>3</sup> 2015 World Migration Report

<sup>4</sup> 2019 Global power city index by the Institute for urban strategies, Mori Memorial foundation



## Economy and employment in Brussels

The presence of all these international institutions is obviously of vital importance to the Brussels economy and employment. The international presence generates up to 20% of the economy of the Brussels-Capital Region and up to 23,2% of regional employment or more than 162.000 jobs.

The total impacts of international and European institutions and lobbies are estimated at between 8,7 and 13,9 billion euros, and **123.000 and 163.000 jobs**, including those directly employed by international and European institutions and lobbies.

These socio-economic impacts are equivalent to about **one-fifth of the Brussels-Capital Region** regional economy and **23,2% of regional jobs** in a maximum scenario.

		Total Impacts	Share of regional economy <sup>1</sup>
Turnover (Million Euro)	Lower Scenario	M€ 8.732	12,7%
	Higher Scenario	M€ 13.935	20,3%
Jobs (Full time equivalent)	Lower Scenario	123.413	17,6%
	Higher Scenario	162.536	23,2%

<sup>1</sup>Regional GDP plus extraterritorial turnover

The report “Estimations of the Economic Impacts of International and European Institutions on the Brussels-Capital Region using a local Multiplier Approach” (VUB, 2020, under review) is conceptually different from previous studies. The central assumption of this approach is that the expenditures made by the international organisations and lobbyists generate a multiplicative effect by activating their supply chains, while their employees contribute through their consumption patterns adding further economic impact. The specificity of this approach is that it accounts for all types of taxes, social security expenditures and savings to estimate the net impacts, thus providing more realistic estimations and avoiding the risk of overestimating results.

## 3.1 ECONOMY

The international presence has an important impact in absolute figures on the Brussels economy according to the update and recalculation made by N. Dotti – at the request of the Brussels-Capital Region (BCR) – of the previous study by Professor C. Vandermotten (ULB). **The added value of the international sector for the Brussels region was estimated at 5 billion euros in 2013.**

Using the Purchasing Power Standard (an artificial currency created for statistical purposes that enables a comparison of different EU member states with different currencies) Eurostat calculated in 2018 that Brussels has the **fourth highest regional gross domestic product per capita** of 281 selected European regions and thereby scores 203% of the European average.

If we look at the distribution of available income per family, then Brussels falls to 150<sup>th</sup> place.

The contradiction between the wealth generated in Brussels and the actual living standards for people in the

region is due to the fact that more than half of the people who work in Brussels commute from outside the region.

### THE BRUSSELS PARADOX

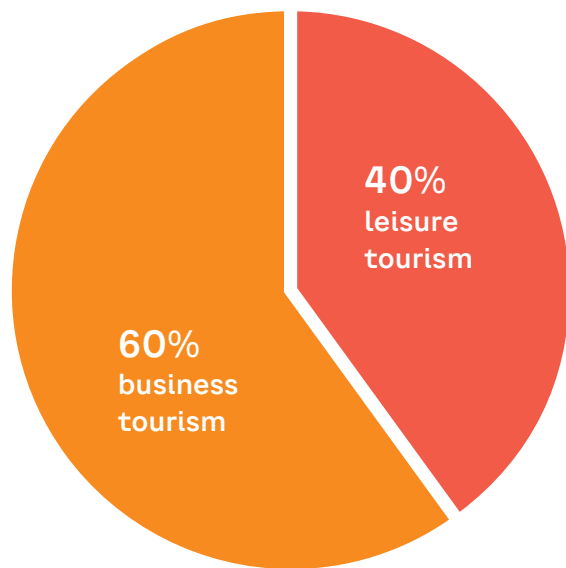
Brussels is a rich region but has a poor population, which also applies to most capital regions in Europe. In the Capital of Europe **1 in 3 inhabitants lives below the poverty level.** Poverty is measured under European standards as 60% of the median income.

**3% of young people** between 18 and 24 receive **unemployment benefits** and almost **12.9% survive on a living wage** or an equivalent benefit.

Brussels has an **employment rate of 56,8%** (in 2018). Almost 1 in 5 adults (20,1%) lives in a household that does not have an income from employment.

Finally, almost 1 in 7 (14,8%) of schoolchildren in Brussels leave school before obtaining a diploma.





### BUSINESS TOURISM

The share of business tourism coming to the Brussels-Capital Region is estimated at 60% of the total; it is a shared assumption that a significant part of it is directly linked to the activity of the international organisations in Brussels and to all kind of related diplomatic activities.

- » Estimated Turnover (M€): 1.515,8
- » Estimated Jobs (FTE): 13.782

**20% of the Brussels-Capital Region economy** is generated by the international presence

## 3.2 EMPLOYMENT

In 2018 the international sector created **between 123.000 and 162.000 jobs** in Brussels of which 48.909 were direct jobs of staff employed by international institutions. Of this international staff, 35.699 people live in the Brussels-Capital Region, 8.732 in the Flemish Region, 3.963 in the Walloon Region and 515 are posted abroad.

The international presence generates up to **23,2% of regional employment**

The 5 main European institutions, agencies and bodies create 90% of these jobs.

Besides, with 5.369 diplomats and 2.304 non-diplomatic personnel on a foreign payroll, Brussels remains the **world's capital of diplomacy**, largely preceding Washington DC.

## EU STAFF IN BRUSSELS

### EU INSTITUTIONS

EUROPEAN COMMISSION  
**21.070**

EUROPEAN PARLIAMENT  
**6.766**

COUNCIL OF THE EU  
**3.034**

EEAS  
**1.660**

EUROPEAN ECONOMIC  
& SOCIAL COMMITTEE  
**696**

COMMITTEE  
OF THE REGIONS  
**551**

### EU AGENCIES & BODIES

REA **730**

TOTAL JOINT  
UNDERTAKINGS **695**

ERCEA **484**

EASME **462**

EACEA **437**

SRB **334**

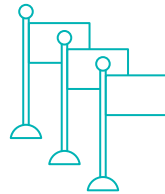
INEA **281**

EDA **140**

Around **49.000** direct jobs




**37.340**  
European  
Union staff



**7.673**  
diplomatic  
personnel



**3.304**  
intergovernmental  
staff<sup>1</sup>



**648**  
European  
schools staff

<sup>1</sup>As far as NATO is concerned, under this heading we only refer to its civil staff, excluding military staff and diplomats

Between **10.000** and **14.000**  
**lobbyist jobs**



## Population in Brussels

The impact of the international role of Brussels is more evident than ever in the composition of its population. More than one in three Brussels residents has a foreign nationality and more than one in five is an EU national.

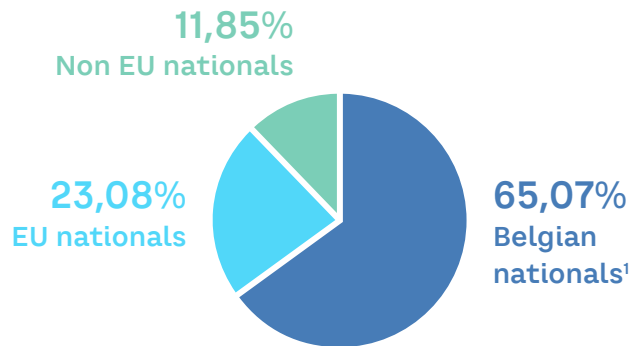
The use and knowledge of languages in Brussels is remarkable and is clearly one of the greatest assets of the region.

## 4.1 WHAT ARE THEIR ORIGINS?

The impact of the international role of Brussels is more evident than ever in the composition of its population. After Dubai, the Brussels-Capital Region is the most cosmopolitan city-region in the world:


- » more than 1 in 3 Brussels residents has a foreign nationality,
- » more than 1 in 5 is an EU national.

In the last 20 years, the number of EU citizens has practically doubled. On the 1<sup>st</sup> of January 2019, Brussels had a population of **1.208.542 residents**, of which:



<sup>1</sup> Including Belgian nationals with dual nationality.

### TOP 15 FOREIGN NATIONALITIES IN BRUSSELS



### TOP 5 FOREIGN NATIONALITIES IN BELGIUM

1. France
2. Netherlands
3. Italy
4. Romania
5. Morocco

## 4.2 WHERE DO THEY LIVE?

Population statistics show that the largest number of Brussels' residents with a foreign nationality lives in **Brussels city** (65.995), **Schaerbeek** (48.678), **Ixelles** (42.181), **Anderlecht** (38.782), **Molenbeek** (27.366), and **Uccle** (27.049).

The highest concentration of EU nationals resides in **Brussels city** (40.079), **Ixelles** (31.316), **Schaerbeek** (29.297), **Anderlecht** (23.183), **Uccle** (21.901), and **St-Gilles** (17.921).

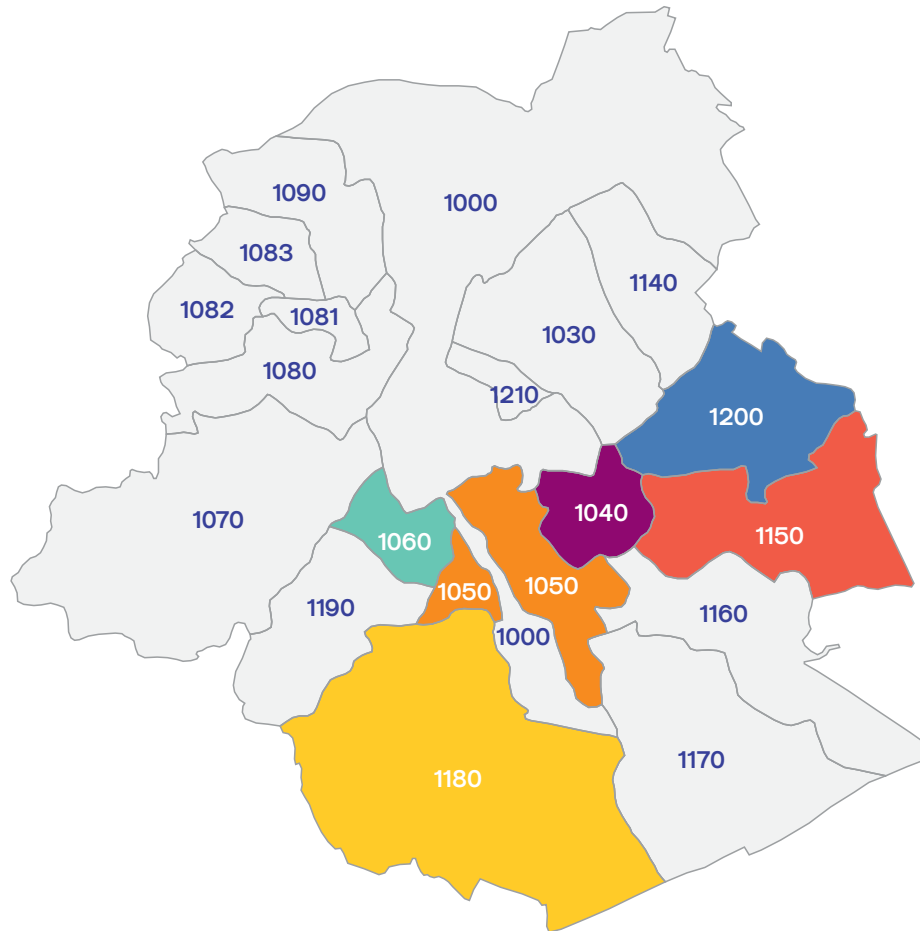
The highest percentage of EU citizens is to be found in:

1. **Etterbeek** 36,53%
2. **Ixelles** 36,05%
3. **St-Gilles** 35,65%
4. **Woluwé-Saint-Pierre** 29,58%
5. **Woluwé-Saint-Lambert** 27,91%
6. **Uccle** 25,01%

### MULTILINGUAL REGION

The use and knowledge of languages in Brussels is remarkable (number two in Europe after London) and is clearly one of the greatest assets of the region. Today more than **100 languages are spoken** in the Capital of Europe, and **one in three Brussels residents** is growing up in a family where neither Dutch nor French, the official languages in Brussels, is spoken.

## THE BRUSSELS-CAPITAL REGION COUNTS 19 MUNICIPALITIES



- 1000** Bruxelles-Ville / Brussel-Stad  
(Haren, Laeken, Neder-Over-Heembeek)
- 1030** Schaerbeek / Schaarbeek
- 1040** Etterbeek
- 1050** Ixelles / Elsene
- 1060** St-Gilles / St-Gillis
- 1070** Anderlecht
- 1080** Molenbeek-St-Jean / St-Jans-Molenbeek
- 1081** Koekelberg
- 1082** Berchem-Ste-Agathe / St-Agatha-Berchem
- 1083** Ganshoren
- 1090** Jette
- 1140** Evere
- 1150** Woluwé-St-Pierre / St-Pieters-Woluwe
- 1160** Auderghem / Oudergem
- 1170** Watermael-Boitsfort / Watermaal-Bosvoorde
- 1180** Uccle / Ukkel
- 1190** Forest / Vorst
- 1200** Woluwé-St-Lambert / St-Lambrechts-Woluwe
- 1210** St Josse-ten-Noode / St-Joost-ten-Node





# WITH THANKS TO

This publication could not have been realised without the invaluable contribution of the Brussels Institute for Statistics and Analysis (BISA). Our special thanks go to Salim Gadi for data collection, Aynah Gangji, Aina Astudillo Fernandez and Dries Cuyvers from BISA.

We are equally thankful for the fruitful cooperation with Nicola Francesco Dotti, André Spithoven and Walter Ysebaert from the R&D department of the Vrije Universiteit Brussel (VUB) to whom the Brussels Commissioner for Europe and International Organisations (CEIO) commissioned the report “Estimations of the Economic Impacts of International and European Institutions on the Brussels-Capital Region using a Local Multiplier Approach” (2020, under review).

A publication by the CEIO: Karin Impens (texts & proofreading), Edoardo Guglielmetti (texts and proofreading), Natacha Brieven (editing).

---

## The European Union (EU) in Brussels

### EU institutions:

1. European Parliament
2. European Council
3. Council of the European Union
4. European Commission
5. European Economic and Social Committee (EESC)
6. Committee of the Regions (CoR)
7. European External Action Service (EEAS)

### EU agencies:

8. Education, Audiovisual and Culture Executive Agency (EACEA)
9. Executive Agency for Small and Medium-sized enterprises (EASME)
10. European Defence Agency (EDA)
11. European Research Council Executive Agency (ERCEA)
12. Innovation and Networks Executive Agency (INEA)
13. Research Executive Agency (REA)

### EU joint undertakings (JU) :

14. Bio-based Industries JU (BBI JU)
15. Clean Sky JU
16. ECSEL JU (Research, Development and Innovation projects in Electronic Components and Systems)
17. Fuel Cells And Hydrogen JU
18. Innovative Medicines Initiative (IMI JU)

19. SESAR JU (European air traffic control infrastructure modernisation programme)
20. Shift2Rail JU

### Other EU bodies & services:

21. European Data Protection Board (EDPB)
22. ATHENA Mechanism
23. Computer Emergency Response Team for the EU Institutions, bodies and agencies (CERT-EU)
24. European Data Protection Supervisor (EDPS)
25. European Ombudsman (Brussels office)
26. Single Resolution Board (SRB)
27. European Personnel Selection Office (EPSO)
28. Office of the Secretary-General of the European Schools

### EU Liaison offices (of EU bodies based elsewhere):

29. European Aviation Safety Agency (EASA)
30. European Border and Coast Guard Agency (FRONTEX)
31. European Central Bank (ECB)
32. European Centre for the Development of Vocational Training (CEDEFOP)
33. European Court of Auditors (ECA)
34. European Investment Bank (EIB)
35. European Foundation for the Improvement of Living and Working Conditions (Eurofound)
36. European Union Intellectual Property Office (EUIPO)
37. European Union Institute for Security Studies (EUISS)
38. European Union Satellite Centre (SATCEN)

## NATO in Brussels

### Civilian structure:

1. NATO - Permanent Representatives and National Delegation (diplomats), International Staff

### Military structure:

2. International Military Staff (IMS)

### Agencies and organisations:

3. NATO Communications and Information Agency (NCIA)
4. NATO Science and Technology Organization (STO)
5. NATO Alliance Ground Surveillance Management (NAGSMA)
6. Battlefield Information Collection and Exploitation System (BICES)
7. Munition Safety Information Analysis Center (MSIAC)

### Other projects:

8. F-16 Multinational Fighter Program (MNFP)

## The United Nations (UN) in Brussels

### UN programmes and funds:

1. United Nations Development Programme: UNDP Representation Office in Brussels
2. United Nations Children's Fund: UNICEF Public-Sector Alliances and Resource Mobilization Office in Brussels
3. United Nations High Commissioner for Refugees: UNHCR's Bureau for Europe
4. World Food Program: WFP Office to the EU and Belgium
5. United Nations Office on Drugs and Crime: UNODC Liaison to the European Union
6. United Nations Population Fund: UNFPA Brussels Office
7. United Nations Environment Programme: UNEP Brussels Office
8. United Nations Relief and Works Agency: UNRWA - representative office to the European Union
9. United Nations Entity for Gender Equality and the Empowerment of Women: UN Women Brussels Liaison Office
10. United Nations Human Settlements Programme: UN-HABITAT Office for Europe and European Institutions

### UN specialized agencies:

11. Food and Agriculture Organization of the United Nations: FAO Liaison Office with the European Union and Belgium
12. International Labour Organization: ILO Office for the European Union and the Benelux countries\_87785''87
13. International Monetary Fund: IMF Europe Office

14. World Bank: WB Group office for Belgium and EU
15. World Health Organization: WHO Office at the European Union
16. United Nations Educational, Scientific and Cultural Organization: UNESCO Brussels Office to the European Union
17. United Nations Industrial Development Organization: UNIDO Brussels Liaison Office to the EU

### Other UN entities:

18. United Nations Office for Disaster Risk Reduction: UNDRR Regional Office for Europe
19. United Nations Office for Project Services: UNOPS Brussels Liaison Office to the EU

### Other UN Organisations:

20. Office of the High Commissioner for Human Rights: OHCHR Regional Office for Europe
21. International Organization for Migration: IOM Regional Office for the European Economic Area, the European Union and NATO
22. United Nations Regional Information Centre for Western Europe - UNRIC
23. United Nations Interregional Crime and Justice Research Institute: UNICRI Office in Brussels
24. United Nations Liaison Office for Peace and Security - UNLOPS
25. United Nations Capital Development Fund: UNCDF Brussels Office

## Other intergovernmental organisations in Brussels

### Based in Brussels:

1. African, Caribbean, and Pacific Group of States (ACP)
2. Benelux Union
3. Central European Free Trade Agreement (CEFTA)
4. EFTA Surveillance Authority (ESA)
5. Energy Charter Conference
6. European Free Trade Agreement – Brussels Secretariat (EFTA)
7. European Organisation for the Safety of Air Navigation (Eurocontrol)
8. Fulbright Commission, for Educational Exchange between the USA, Belgium and Luxembourg
9. International Committee of Military Medicine (ICMM)
10. Red Cross EU Office
11. World Customs Organization (WCO)

### Antennas and offices in Brussels:

12. Common Market for Eastern and Southern Africa – COMESA, Brussels Liaison Office
13. Cooperation Council for the Arab States of the Gulf – GCC, Delegation to the EU
14. Council of Europe – CoE, Liaison office with the EU
15. Economic Community of West African States – ECOWAS, Liaison Office to the European Commission
16. European Bank for Reconstruction and Development – EBRD, Representative Office in Brussels

17. European Forest Institute – EFI, Brussels Liaison Office
18. European Olympic Committees – EOC, EU Office
19. European Patent Office – EPO, Brussels Bureau
20. European Space Agency – ESA, Brussels Office
21. International Centre for Migration Policy Development – ICMPD, Brussels Office
22. International Committee of the Red Cross – ICRC, Delegation in Brussels
23. International Institute for Democracy and Electoral Assistance – IDEA, liaison office to the EU
24. International Management Group – IMG, Permanent Representative Office
25. International Criminal Police Organisation – INTERPOL, Office of the Special Representative to the EU
26. League of Arab States – LAS, Permanent Mission
27. Organization of Islamic Cooperation – OIC, Permanent Observer Mission to the EU
28. Organisation Internationale de la Francophonie – OIF, Représentation auprès de l'UE
29. Regional Cooperation Council – RCC, Liaison Office
30. Technical Centre for Agricultural and Rural Cooperation – CTA, Brussels branch
31. West African Economic and Monetary Union – WAEMU, Brussels representation office
32. World Organisation for Animal Health – OIE, Sub-Regional Representation in Brussels

# MISSION

## of the Brussels Commissioner for Europe and International Organisations

### DEVELOP A HOST REGION

**POLICY** within the framework of regional powers and in harmony with the development of the Region and the needs of its citizens.

### FORMULATE POLICY ADVICE AND RECOMMENDATIONS

to the government of the Brussels-Capital Region about any project with a potential impact on international organisations and the Brussels urban landscape.

### ESTABLISH STRUCTURAL RELATIONS

between the Brussels authorities (regional and local) and the international organisations, European institutions and diplomatic missions on Brussels territory.

### ACT AS SINGLE POINT OF

**CONTACT** for all European institutions and international organisations via the Institutional Liaison desk.

### WELCOME THE INTERNATIONAL COMMUNITY

through the administrative assistance of the Expat Welcome Desk.

**At the initiative of the Government of the Brussels-Capital Region:**



**This report is published by:**



Avenue d'Auderghem 63 Oudergemlaan, 1040 Brussels

T. : +32 (0)2 430 66 00

[info@commissioner.brussels](mailto:info@commissioner.brussels) - [www.commissioner.brussels](http://www.commissioner.brussels)

**Responsible editor:** Alain HUTCHINSON

Design by [doyouwantmoustache.com](http://doyouwantmoustache.com) 

